



Cambridge International Examinations
Cambridge International General Certificate of Secondary Education

GEOGRAPHY

0460/43

Paper 4 Alternative to Coursework

October/November 2017

INSERT

1 hour 30 minutes



READ THESE INSTRUCTIONS FIRST

The Insert contains Figs. 1, 2 and 6 and Tables 2 and 3 for Question 1, and Fig. 7 and Tables 4, 5, 6 and 7 for Question 2.

The Insert is **not** required by the Examiner.

The syllabus is approved for use in England, Wales and Northern Ireland as a Cambridge International Level 1/Level 2 Certificate.

This document consists of **8** printed pages.

Fig. 1 for Question 1

Area of coastline

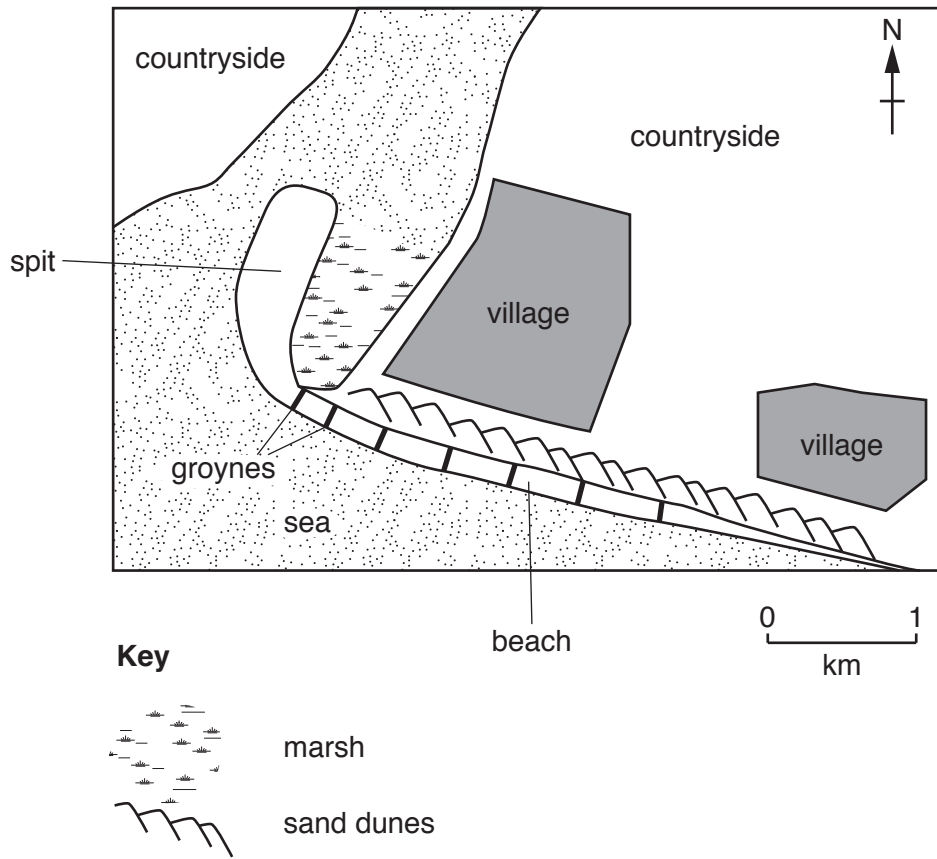


Fig. 2 for Question 1**A student's fieldwork notes**How we investigated longshore drift**Method 1**

We put a cork in the sea and marked the starting position on the beach. We then timed three minutes with the stopwatch and marked the cork's finishing position on the beach. We then measured the distance between the starting and finishing positions of the cork and made a note of the direction the cork had moved. We did the test three times and worked out the average distance the cork had moved.

Method 2

We used a ruler to measure the difference in height between the surface of the beach and the top of a groyne. We did this on both the west side and the east side of the groyne. We then repeated the task at another groyne on the beach.

Table 2 for Question 1**Results of method 1**

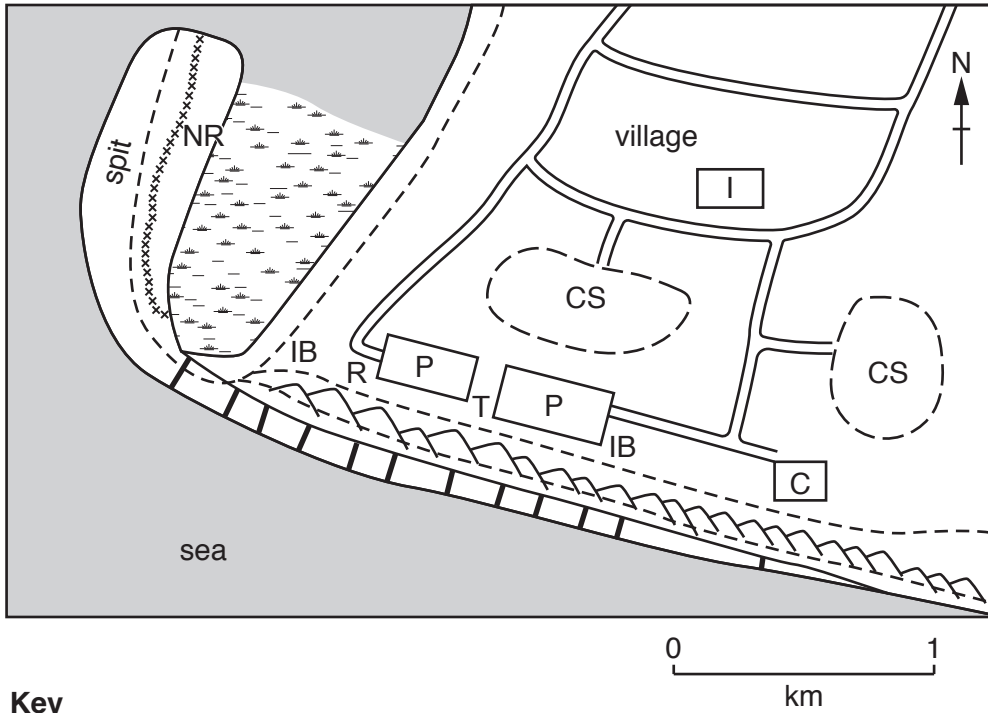
Test	Distance the cork moved along the beach (m)	Direction of movement along the beach
1	14.5	east to west
2	14.2	east to west
3	13.7	east to west
Average	14.1	

Table 3 for Question 1**Results of method 2**

Height of the top of the groyne above the beach (m)				
Groyne A			Groyne B	
West side of the groyne	East side of the groyne		West side of the groyne	East side of the groyne
1.55	0.35		1.45	0.25

Fig. 6 for Question 1

Student's sketch map of the area



Key






- | | | | |
|---|---------------------|----|----------------------------|
|  | groyne on the beach | C | café |
|  | marsh | CS | campsite |
|  | sand dunes | P | car park |
|  | footpath | IB | information board |
|  | fence | R | recycling point |
| | | T | toilets |
| | | I | tourist information centre |
| | | NR | nature reserve |

Fig. 7 for Question 2

Resident questionnaire

I am a student at the International Academy. Please answer the following questions to help me with my Geography coursework.

Question 1

Which state did you come from when you moved to Jaipur?

Question 2

Where do you get most of your water from?

- | | | |
|---|--|---------------------------------------|
| <input type="checkbox"/> Public handpumps | <input type="checkbox"/> Public taps | <input type="checkbox"/> Public wells |
| <input type="checkbox"/> Nearby shops or houses | <input type="checkbox"/> Water tankers | |

Question 3

What is your main method of lighting?

- | | | |
|--|--------------------------------------|--|
| <input type="checkbox"/> Battery lamps | <input type="checkbox"/> Gas lamps | <input type="checkbox"/> Kerosene (paraffin) lamps |
| <input type="checkbox"/> Street lights | <input type="checkbox"/> No lighting | |

Question 4

How do you dispose of your rubbish?

- | | |
|---|--|
| <input type="checkbox"/> Burn it | <input type="checkbox"/> Dump it on waste ground |
| <input type="checkbox"/> Leave it next to the shelter | <input type="checkbox"/> Throw it on the road |

Question 5

What is the job of the main income earner in the family?

.....

Thank you for answering the questions.

Table 4 for Question 2

Results of Question 1 in the questionnaire:

Which state did you come from when you moved to Jaipur?

State	Number of migrants
Rajasthan	162
Haryana	32
Uttar Pradesh	25
Madhya Pradesh	21
Gujarat	16
Punjab	15
Himachal Pradesh	11
Maharashtra	10
West Bengal	5
Bihar	2
Andhra Pradesh	1
Total	300

Table 5 for Question 2

Results of Question 2 in the questionnaire:

Where do you get most of your water from?

Main source of water	Number of residents	Percentage of residents (%)
Public taps	156	52
Nearby shops or houses	75	25
Public handpumps	33	11
Public wells	30	10
Water tankers	6	2
Total	300	100

Table 6 for Question 2**Results of Question 4 in the questionnaire:****How do you dispose of your rubbish?**

Method of rubbish disposal	Percentage of residents
Burn it	2
Dump it on waste ground	42
Leave it next to the shelter	43
Throw it on the road	13

Table 7 for Question 2**Results of Question 5 in the questionnaire:****What is the job of the main income earner in the family?**

Job of main income earner	Number of residents employed	Percentage of residents
construction worker	72	24
making and selling home-made items	36	12
blacksmith	30	10
painting trucks and buses	24	8
pulling rickshaws	21	7
playing musical instruments on the street	21	7
making statuettes	15	5
collecting waste iron and rags	15	5
digging and selling sand	9	3
snake charmer	9	3
polishing shoes	6	2
other	42	14

Permission to reproduce items where third-party owned material protected by copyright is included has been sought and cleared where possible. Every reasonable effort has been made by the publisher (UCLES) to trace copyright holders, but if any items requiring clearance have unwittingly been included, the publisher will be pleased to make amends at the earliest possible opportunity.

To avoid the issue of disclosure of answer-related information to candidates, all copyright acknowledgements are reproduced online in the Cambridge International Examinations Copyright Acknowledgements Booklet. This is produced for each series of examinations and is freely available to download at www.cie.org.uk after the live examination series.

Cambridge International Examinations is part of the Cambridge Assessment Group. Cambridge Assessment is the brand name of University of Cambridge Local Examinations Syndicate (UCLES), which is itself a department of the University of Cambridge.